


MEMBRANE KEYPADS

The Trio Membrane Keypads are self-contained units which brings together all the elements required for a user-friendly, powerful man-machine interface. The IP65 sealed keypads have tactile keys and incorporate bright, easy to read vacuum fluorescent displays in either two or four line variants.

The keypads makes use of standard Trio BASIC commands to write to the display and read from the keypad. The display can be used to display operator messages, menus, prompts and provide real time machine status information according to your specific application requirements.

Hardware interfacing to the Motion Coordinator is provided by the built-in fibre optic network interface software. Only two connections are necessary, a 24volt power supply and a network fibre optic cable, minimising the time taken to mount and connect the units.



- Easy to use operator interface
- Crystal Clear vacuum fluorescent display
- Noise free fibre optic link to Motion Coordinator
- Simplified wiring
- Network up to 15 displays and/or controllers
- Enhanced machine Appearance
 - 2 or 4 lines x 20 characters
 - Programmable to suit machine
 - CE marked to meet EMC regulations

For machine flexibility the fibre optic network allows for up to 15 Motion Coordinators, Mini-Membrane or Membrane Keypads to be linked together. Systems can therefore have several keypads on one machine or conversely one keypad providing the interface to multiple machines.



▶ *Trio Motion Technology* ◀

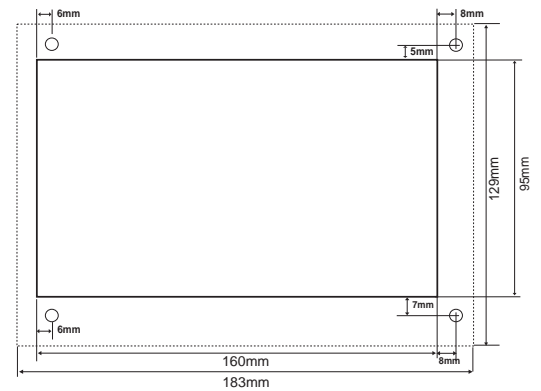
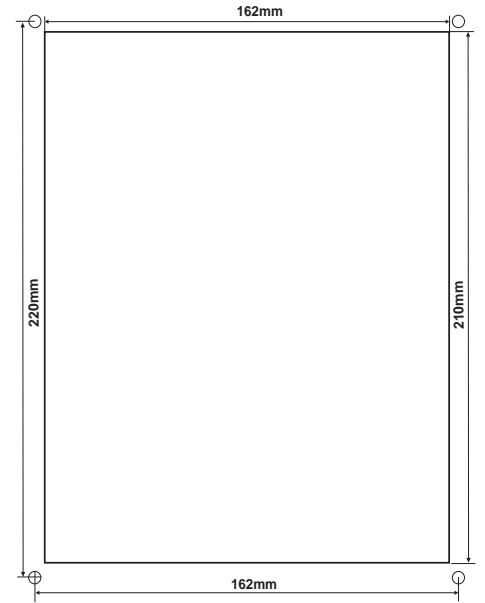
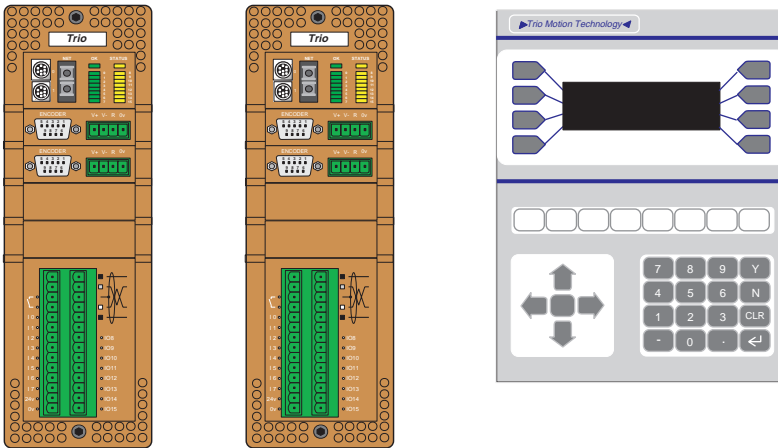
B R E A T H I N G L I F E I N T O M A C H I N E S

Mounting

To mount the Membrane Keypads, a rectangular cut out and four holds are required, as shown below. The keypad is mounted from the front of the panel and fixed with four studs in the corners. A depth of 50mm behind the front panel is required to mount the Keypad, plus an additional 50mm clearance required for the fibre-optic connector.

Connection

Data connection is via a fibre optic cable to a Motion Coordinator or network of controllers and/or keypads. Power is supplied via the screw terminals on the side of the unit.



Specifications

- Robust IP65 membrane control panel
- Crystal-clear vacuum fluorescent display
- Noise-free fibre optic link to Motion Coordinator
- Up to 30m between controller and keypad
- Network up to 15 displays and controllers
- CE marked to meet EMC regulations
- DIP switch CAN address selection.
- DeviceNet plug style.
- Power supply 24V.
- Power consumption 1.5 W.
- Connections all made via screw terminal disconnects.
- DIN rail mounting.

Dimensions

- Mini Membrane Keypad:
129 x 183 x 50mm (h x w x d).
- Membrane Keypad:
230 x 180 x 50mm (h x w x d).

EMC Compliant CE

- BS EN50082-2 (1995)
Industrial Noise Immunity.
- BS EN55022 (1995) Class A
Industrial Noise Emissions.
- Ordering Information:
P502 - Mini Membrane Keypad
P503 - Membrane Keypad

Unit 2, Empire Way, Gloucester, GL2 5HY Tel: +44 (0)1452 308332 Fax: +44 (0)1452 311884
Email: sales@triomotion.com Website: <http://www.triomotion.com>

All Trademarks are acknowledged